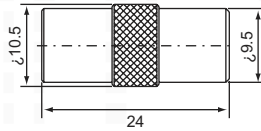
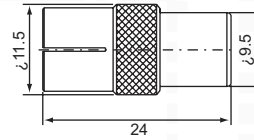


EUROPEAN (PAL / IEC) SERIES ADAPTERS

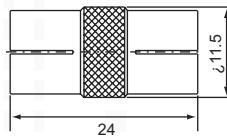
double EUROPEAN male
E-311 (50Ω)



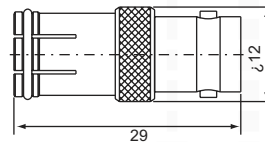
EUROPEAN male-female
E-312 (50Ω)



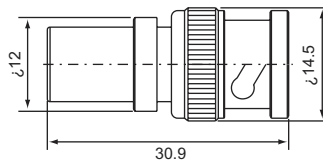
double EUROPEAN female
E-322 (50Ω)



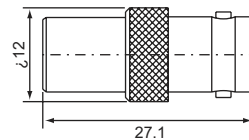
EUROPEAN quick-BNC female
EB-302 (50Ω)



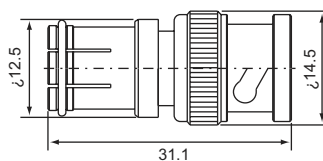
EUROPEAN male-BNC male
EB-311 (50Ω)



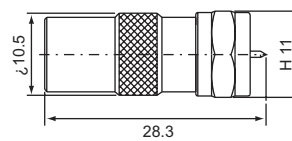
EUROPEAN male-BNC female
EB-312 (50Ω)



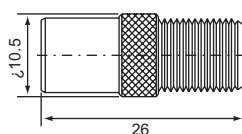
EUROPEAN female-BNC male
EB-321 (50Ω)



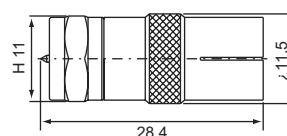
EUROPEAN male-F male
EF-311 (50Ω)



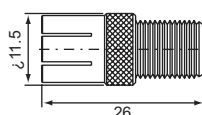
EUROPEAN male-F female
EF-312 (50Ω)



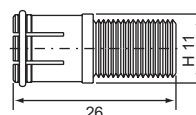
EUROPEAN female-F male
EF-321A (50Ω)



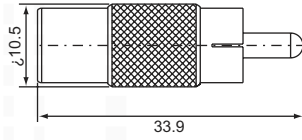
EUROPEAN female-F female (50Ω)
EF-322



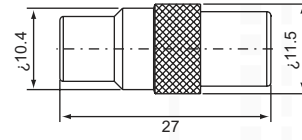
EUROPEAN female-F female (50Ω)
EF-322/11H



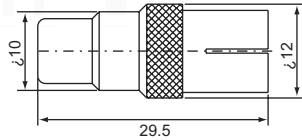
EUROPEAN male-RCA male
ER-311 (50Ω)



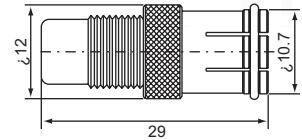
EUROPEAN male-RCA female
ER-312 (50Ω)



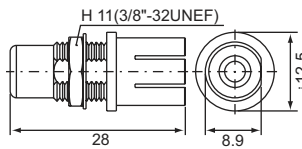
EUROPEAN female-RCA female
ER-322 (50Ω)



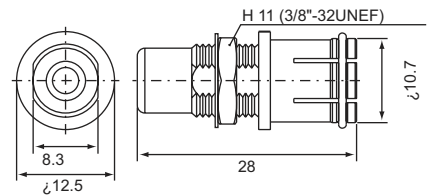
EUROPEAN female-RCA female
ER-322-1B (50Ω)



EUROPEAN female-RCA female
bulkhead receptacle
ER-332 (50Ω)



EUROPEAN female-RCA female
bulkhead receptacle
ER-332-1 (50Ω)



EUROPEAN female-TNC male
ET-321 (50Ω)

